


# SIMON AND GARFUNKEL'S GREATEST HITS

Bridge Over Troubled Water/Mrs. Robinson/The Sound Of Silence/The Boxer/The 59th Street Bridge Song (Feelin' Groovy)/Scarborough Fair - Canticle/I Am A Rock/Kathy's Song/Cecilia/America/Bookends/Homeward Bound/El Condor Pasa/For Emily, Whenever I May Find Her



84.3  
SIM

**Easy Guitar**  
(with tablature)




# Simon and Garfunkel's Great Guitar (with tablature)

<b>America</b>	<b>34</b>	<b>I Am A Rock</b>	<b>21</b>
<b>Bookends</b>	<b>44</b>	<b>Kathy's Song</b>	<b>39</b>
<b>Bridge Over Troubled Water</b>	<b>29</b>	<b>Mrs. Robinson</b>	<b>3</b>
<b>Cecilia</b>	<b>46</b>	<b>Scarborough Fair/Canticle</b>	<b>24</b>
<b>El Condor Pasa</b>	<b>41</b>	<b>The Boxer</b>	<b>9</b>
<b>For Emily, Whenever I May Find Her</b>	<b>7</b>	<b>The 59th Street Bridge Song (FEELIN' GROOVY)</b>	<b>13</b>
<b>Homeward Bound</b>	<b>27</b>	<b>The Sound of Silence</b>	<b>16</b>




# Foreword

In order to clarify notation, Tablature has been used. For those unfamiliar with this form of notation, it is a graphic way of showing which notes are played on the guitar and where they are played.




means play the 1st string at the 3rd fret.




means play the 4th string at the 2nd fret.

An ordinary C chord:



This is an E minor chord.

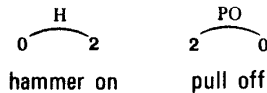


**Other notation used:**

1. The right hand fingers (written below the Tablature when necessary) T = thumb; I = index finger; M = middle finger;

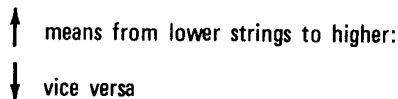
2. R = ring finger.

3. The slur means



4. The arpeggio (  $\{ \}$  ) means play the notes in the chord rapidly from lower to higher (literally: in the style of a harp).

5. Brush strokes are indicated by arrows:



6. Rhythms of the various figures are notated below the Tab. in cue size:



or by adding stems to the numbers.

7.  $\%$  means, repeat the previous measure exactly.

8.  $\% \%$  means, repeat the previous two measures exactly

9. Rhythm chords are generally the ordinary open string forms familiar to every guitarist.

# Mrs. Robinson

For recorded key, Capo up 2 frets

Words and Music by  
PAUL SIMON

E7

Verse:

Deet dee dee deet deet dee deet deet Deet dee dee deet dee

Hammer on Hammer on

A7

etc.



D7

H. H.

G C Am

E7 D7

And here's to you, -

H. H.

Chorus:

G Em G

Mrs. Rob - in - son, - Je - sus loves you more -

Em C C/B bass C/A bass C/G bass

— than you — will know, ————— (Wo, wo, wo —

D D/C bass D/B bass D/A bass G

————— ) God bless you please, Mrs. Rob -

Em G Em

in - son, — Heav-en holds — a place — for those — who pray —

C C/B bass C/A bass C/G bass Am

————— Hey, hey, hey ————— hey, hey, hey. —

E7

—————

Other verses and choruses continue as above. [See next page]



## Additional Words

Verse: We'd like to know a little bit about you for our files  
 We'd like to help you learn to help yourself.  
 D7 Look around you, all you see are sympathetic eyes  
 E Stroll around the grounds until you feel at home.

Chorus: And here's to you, Mrs. Robinson,  
 Jesus loves you more than you will know  
 Wo, wo wo  
 God bless you, please, Mrs. Robinson  
 Heaven holds a place for those who pray,  
 Hey, hey, hey, hey, hey, hey.

Verse: Hide it in a hiding place where no one ever goes,  
 Put it in your pantry with your cupcakes,  
 It's a little secret, just the Robinson's affair,  
 Most of all you've got to hide it from the kids.

Chorus: Coo, coo, cachoo, Mrs. Robinson,  
 Jesus loves you more than you will know,  
 Wo, wo, wo  
 God bless you please, Mrs. Robinson  
 Heaven holds a place for those who pray,  
 Hey, hey, hey hey, hey, hey.

Verse: Sitting on a sofa on a Sunday afternoon,  
 Going to the candidates' debate,  
 Laugh about it, shout about it, When you've got to choose  
 Ev'ry way you look at it you lose.

Chorus: Where have you gone, Joe DiMaggio?  
 A nation turns its lonely eyes to you, woo, woo, woo.  
 What's that you say, Mrs. Robinson,  
 Joltin' Joe has left and gone away  
 Hey, hey, hey hey, hey, hey.

*(Repeat from the beginning of the song and fade)*





1. 2. 3.

Soft - er than the rain.  
As I walked on.  
I held your hand  
Oh, I

T I M T I M T I

4.

love you, girl.

Oh, I love

you.

# The Boxer

No Capo required

Words and Music by  
PAUL SIMON

Brightly

Melody

Tablature

T I M R T I M R

C

I am just a poor boy Though my sto - ry's sel - dom  
left my home and my fam-i-ly, I was no more than a

Am G

told, I have squan - dered my re - sis - tance For a  
boy In the com - pa - ny of stran - gers In the



G7 G6 C

pock - et - ful of mum - bles, Such are prom - is - es  
 qui - et of a rail - way sta - tion run - ning scared

Am

All lies and jest, Still a  
 Lay - ing low, seek - ing

G F

man hears what he wants to hear And dis - re - regards the  
 out the poor - er quar - ters Where the rag - ged peo - ple

Barre 1

C G 2nd time skip this bar

rest. Hum  
 go, Look - ing for the plac - es (skip this bar)

G7 G6 1. C

on - ly they would

2. C

When I know.

Am

Lie - la - lie, Lie - la -

G Am

lie la lie - la - lie lie - la - lie



G F

Lie - la - lie la la la la Lie - la - la la la

The first system of music features a vocal line on a treble clef staff and a guitar accompaniment line on a bass clef staff. The vocal line includes lyrics: "Lie - la - lie la la la la Lie - la - la la la". Above the vocal line, the chords G and F are indicated. The guitar accompaniment line shows a sequence of chords and fretting patterns, with fretboard diagrams below it. The diagrams consist of a series of vertical lines representing frets, with numbers 0, 1, 2, and 3 indicating finger positions.

C

lie. \_\_\_\_\_

The second system of music features a vocal line on a treble clef staff and a guitar accompaniment line on a bass clef staff. The vocal line includes the lyric "lie." followed by a long horizontal line. Above the vocal line, the chord C is indicated. The guitar accompaniment line shows a sequence of chords and fretting patterns, with fretboard diagrams below it. The diagrams consist of a series of vertical lines representing frets, with numbers 0, 1, 2, and 3 indicating finger positions.

### **Additional Words**

Asking only workman's wages I come looking for a job  
 But I get no offers,  
 Just a come-on from the whores on Seventh Avenue  
 I do declare, there were times when I was so lonesome  
 I took some comfort there.  
 Ooo-la-la la la la la.

Then I'm laying out my winter clothes and wishing I was gone  
 Going home where the New York City winters aren't bleeding me,  
 Leading me, going home.

In the clearing stands a boxer and a fighter by his trade  
 And he carries the reminders of ev'ry glove that laid him down  
 Or cut him till he cried out in his anger and his shame  
 "I am leaving, I am leaving."  
 But the fighter still remains.

Lie-la-la, etc.

# The 59th Street Bridge Song

(FEELIN' GROOVY)

For recorded key, Capo up 3 frets

Words and Music by  
PAUL SIMON

Moderately

Melody

C G/B Am7 G C G/B

Slow down, — you move too fast, — You got to make the morn-

Tablature

Am7 G C G/B Am7 G

- ing last. — Just kick - in' down the cob - ble - stones —

C G/B Am7 G C G/B Am7 G

Look - in' for fun and feel - in' groov - y. — Ba da da

C G/B Am7 G C G/B

da da da da, Feel - in' groov - y. —

Am7 G C G/B Am7 G

Hel - lo lamp - post, what - cha know - in'

C G/B Am7 G C G/B

I've come to watch your flow - ers grow - in'. Ain't-cha got no rhymes.

Am7 G C G/B Am7 G

for me? Doot - in' doo - doo, feel - in' groov - y.

C G/B Am7 G C G/B

Da da da da da da,

Am7 G C G/B Am7 G

feel - in' groov - y. Got

C G/B Am7 G C G/B

no deeds to do, no prom-is - es to keep. I'm dap-pled and drow-sy and

Am7 G C G/B Am7 G

read - y to sleep. Let the morn-ing time drop all its pet - als on me.

C G/B Am7 G C G/B

Life, I love you, All is groov - y.

Am7 G C G/B Am7 G

*Repeat and fade*

(Hum)



# The Sound of Silence

For recorded key, Capo up 6 frets

Words and Music by  
PAUL SIMON

Slowly

Melody

Am Verse 1 G

Hel-lo dark-ness, my old friend,

Tablature

T I T I T I T I etc.

Am

I've come to talk with you a - gain, Be-cause a vi-sion soft-ly

F C F C

creep - ing Left its seeds while I was sleep - ing,

Pull off

F C

And the vi - sion \_\_\_\_\_ that was plant - ed in my brain \_\_\_\_\_

Pull off

Am C G

Still re - mains \_\_\_\_\_ with - in the sound of

Am Verses 2 and 3 G

si - lence. — In rest-less dreams I walked a - lone And in the nak - ed light I saw

Brush with open hand using chords above.

Am C

nar-row streets of cob-ble-stone, 'neath the ha-lo of a  
Tenthou-sand peo-ple may-be more. Peo-ple talk-ing with-out

F C F C

street lamp, — I turned my col-lar to the cold and damp — When my  
speak - ing, — peo - ple hearing without lis - ten-ing — Peo -ple

F C

eyes were stabbed — by the flash of a ne-on light That split the  
writ - ing songs — that voic - es nev - er share and no one

Am C G Am

night and touched the sound of si-lence. —  
dare dis-turb the sound of si-lence. —

Verses 4 and 5

Am G

"Fools," said I, "You do not know,  
And the peo-ple bowed and prayed

si-lence like a can - cer  
to the ne - on god they

Am C F C

grows." made.  
"Hear my words that I might teach you, —  
And the sign flashed out its warn - ing, —

F C

Take my arms that I might reach you." —  
In the words that it was form - ing. —

4.  
(C)

But my

F C

words like si - lent rain - drops fell,

Am C G Am

and ech-oed \_\_\_\_\_ in the wells of si - lence. \_\_\_\_\_

<sup>5</sup>C F

And the signs said, "The words of the proph-ets are writ - ten on the sub-way

C Am C


walls \_\_\_\_\_ and ten - e-ment halls, And whis - pered \_\_\_\_\_ in the

G Am

sounds of si - lence. \_\_\_\_\_

Fingerpicking as in 1st verse





# I Am A Rock

For recorded key, Capo up 3 frets

Words and Music by  
PAUL SIMON

Freely

Melody

Tablature

Hammer on and Pull off sim. sim. sim. sim. sim. sim.

A win-ter's day

(as before)

in a deep and dark De -

cem - ber I am a -

Bm E

(as before)

R M I M R M I M etc.  
T T

D A Bm C#m

lone. \_\_\_\_\_ Gaz - ing from my win - dow

The first system of music features a treble clef and a key signature of two sharps (F# and C#). The melody is written in 2/4 time and consists of four measures. The first measure has a D chord above it, the second an A chord, the third a Bm chord, and the fourth a C#m chord. The lyrics are "lone. \_\_\_\_\_ Gaz - ing from my win - dow". Below the staff is a guitar chord diagram with fret numbers: 2 0 2 2 0 2 | 4 0 2 2 2 2 | 3 4 4 4 5 0 0 | 4 0 0 0

Bm C#m Bm D

to the streets be - low on a fresh - ly fall - en si - lent shroud of

The second system continues the melody in 2/4 time. It has four measures with Bm, C#m, Bm, and D chords above. The lyrics are "to the streets be - low on a fresh - ly fall - en si - lent shroud of". The guitar chord diagram below shows fret numbers: 3 4 4 4 5 0 0 | 3 4 4 4 0 2 3 | 2 4 4 4 0 2 3

E D A D E

snow. I am a rock, \_\_\_\_\_ I am an is -

The third system continues the melody in 2/4 time. It has four measures with E, D, A, D, and E chords above. The lyrics are "snow. I am a rock, \_\_\_\_\_ I am an is -". The guitar chord diagram below shows fret numbers: 0 0 1 0 2 3 2 3 | 0 2 2 2 0 2 3 | 0 0 1 0 0 0 1 0 | 0 0 0 0

A (Guitar Solo) F#m

land.

The fourth system features a guitar solo in 2/4 time. It has four measures with A (Guitar Solo) and F#m chords above. The lyrics are "land.". The guitar chord diagram below shows fret numbers: 10 10 10 10 | 10 12 10 | % | 7 7 7 9 | % | 7 7 7 9

Bm E A Bm E

And a rock can feel no pain, And an is - land nev - er

cries.

**Additional Words**

2. I've built walls a fortress deep and mighty,  
 That none may penetrate.  
 I have no need of friendship, friendship causes pain.  
 Its laughter and its loving I disdain.  
 I am a rock, I am an is - land.

3. Don't talk of love, I've heard the word before  
 It's sleeping in my memory.  
 And I won't disturb the slumber of feelings that have died,  
 If I never loved I never would have cried.  
 I am a rock, I am an is - land.

4. I have my books And my poetry to protect me.  
 I am shielded in my armour.  
 Hiding in my room, Safe within my womb.  
 I touch no one and no one touches me.  
 I am a rock, I am an is - land.

# Scarborough Fair/Canticle

For recorded key, Capo up 7 frets

Arrangement and Original Counter Melody by PAUL SIMON and ART GARFUNKEL

Rather fast in 1

T R M T R M

Melody

Tablature

Am

Melody

1. 5. Are you go - ing to Scar - bor - ough Fair: \_\_\_\_\_  
 2. Tell her to make me a cam - bric shirt: \_\_\_\_\_  
 3. Tell her to find me an ac - re of land: \_\_\_\_\_  
 4. Tell her to reap it with a sick - le of leather: \_\_\_\_\_

Counter-Melody (with 3 and 4th ses only)

2. On the side of a hill in the  
 3. On the side of a hill a  
 4. War bel - lows blaz - ing in

Tablature





last time  
to Coda

Am G (Am) (G) (Am) (G) ♯

She was once a true love of  
 Then she'll be a true love of  
 Then she'll be a true love of  
 Then she'll be a true love of

child of the moun - tain  
 pol - ishes a gun.  
 long a - go for - got - ten.

D.S. for verses 2,3,4,5  
last time skip to Coda

Am

mine.  
 mine.  
 mine.  
 mine.

Sleeps un - a - ware of the clar - i - on call.

Coda ♯ Am

mine.

# Homeward Bound

For recorded key, Capo up 4 frets

Words and Music by  
PAUL SIMON

Freely

Melody

Tablature

G D/F#

sit-tin' in the rail-way sta-tion, got a tick-et for my des-ti-na-tion.  
Ev-'ry day's an end-less stream of cig-a-rettes and mag-a-zines.  
night I'll sing my songs a-gain, I'll play the game and pre-tend,

Dm6/F E7 Am

On a tour of one-night stands my  
And each town looks the same to me, the  
But all my words come back to me in

F G

suit-case and gui-tar in hand and ev-'ry stop is neat-ly planned for a  
mov-ies and the fac-to-ries and ev-'ry stran-ger's face I see re-  
shades of me-di-oc-ri-ty like emp-ti-ness in har-mo-ny I

po - et and a one - man band.  
 minds me that I long to be \_\_\_\_\_ } Home - ward \_\_\_\_\_  
 need some - one to com - fort me. \_\_\_\_\_

C G C

Bound, \_\_\_\_\_ I wish I was, \_\_\_\_\_ Home - ward \_\_\_\_\_ Bound.

Full strokes of the open R. H.

G Bass run G Bass run

Home, where my thought's es - cap - ing, Home, where my mu - sic's play - ing,

G Bass run D7

Home, where my love lies wait - ing si - lent - ly

G Play 3 times C G

for me. \_\_\_\_\_ 2. To -  
 3. To -



D G D G D A Bm

dry them all, I'm on your  
com - fort you, I'll take your  
dreams are on their way, See how they

A A7 3 D D/C#

side. Oh, when times — get rough. —  
part. Oh, when dark - ness comes —  
shine. Oh, if you need a friend

D7 D9/F# G E A D7 D9/F#

And friends just can't be found, Like A  
And pain is all a - round, Like A  
I'm sail - ing right be - hind, Like A

G B° D/A B7sus B7 G F#7 Bm D7 D9/F#

Bridge O-ver Trou-bled Wa-ter I will lay me down, Like a  
Bridge O-ver Trou-bled Wa-ter I will lay me down, Like a  
Bridge O-ver

Barre II



1.

G B<sup>0</sup> D/A B7sus B7 G A11 A7 D

Bridge O - ver Trou - bled Wa - ter, I will lay me down.  
 Bridge O - ver

G D G D G

When you're

2.

D/A Bm G Bm/F# F# Bm E7

Trou - bled Wa - ter, I will lay me down. \_\_\_\_\_

D G Bm G Gm D

G D G 2 D G *D.S. al Coda*

Sail on


*Coda*  
D/A Bm G Bm/F# F# Bm D7 D9/F# G E7

Trou-bled Wa-ter, I will ease your mind, Like a Bridge O-ver

D/A Bm G F#7 Bm E7

Trou-bled Wa-ter, I will ease your mind.

D/A G Gm D



# America

Words and Music by  
PAUL SIMON

For recorded key, Capo up 2 frets

Brightly

Melody

Chords: C, C/B, Am7, Am7/G

Tablature

(Hum)

Thumb scratch

Chord: F

Tablature

T accent similarly throughout

H Hammer 4th finger

Chords: C, C/B, Am7, Am7/G, F

"Let us be lov-ers, We'll mar-ry our for-tunes to-geth-er.  
"Toss me a cig-a-rette, I think there's one in my rain-coat."

Chords: C, C/B

"I've got some real es-tate  
"We smoked the last one An

Am Em

Here in my bag. " So we  
hour a go. " So I

Em7 A7 Em7

bought a pack of cig-a-rettes, And Mrs. Wag-ner's  
looked at the scen-er-y, She read her mag-a-zine;

A7 D C G

pies, And walked off to look for A -  
And the moon rose o - ver an

Sim.

C C/B Am7 Am7/G F

mer - i - ca.  
o - - - pen field. "

C C/B Am7

"Kath-y," I said, As we board-ed a  
 "Kath-y, I'm lost," I said though I

Am7/G F C

Grey-hound in Pitts-burgh. "Mich-i - gan  
 knew she was sleep-ing. I'm emp-ty and

C/B Am Am7

seems like a dream to me now.  
 ach - ing and I don't know why."

G D

It took me four days To hitch-hike from Sag - i - naw. I've  
 Count - ing the cars On the New Jer-sey Turn-pike. They've all

G D Cmaj7 C

come \_\_\_\_\_ to look for A - mer - i - ca."  
 come \_\_\_\_\_ to look for A - mer - i - ca,

To Coda  $\text{C}$  Bb maj7

\_\_\_\_\_ Laugh - ing on the bus, \_\_\_\_\_ Play - ing

Barre 1

C

games with the fac - es, \_\_\_\_\_

Bb maj7 C

She said the man in the gab - ar-dine suit was a spy. \_\_\_\_\_

Barre 1

F

I said, "Be care - ful, His

Fmaj7 C C/G

bow - tie is real - ly a cam - 'ra."

Am/F# Fmaj7 D.S.  $\frac{3}{8}$  *al*  $\text{♩}$

Coda  $\text{♩}$

D G D

All come \_\_\_\_\_ to look for A -

Cmaj7 C Repeat and fade

mer - i - ca.



# Kathy's Song

No Capo required

Words and Music by  
PAUL SIMON

Brightly

Melody

Tablature

1. I hear the driz - zle of the rain

Like a mem - o - ry it

falls Soft and warm con -

Chords: G, C/G, Am, Bm, D/F#

tin - u - ing Tap - ping on my

roof and walls.

### Additional Words

2. And from the shelter of my mind  
Through the window of my eyes  
I gaze beyond the rain-drenched streets  
To England where my heart lies.
3. My mind's distracted and diffused  
My thoughts are many miles away  
They lie with you when you're asleep  
And kiss you when you start your day.
4. And a song I was writing is left undone  
I don't know why I spend my time  
Writing songs I can't believe  
With words that tear and strain to rhyme.
5. And so you see I have come to doubt  
All that I once held as true  
I stand alone without beliefs  
The only truth I know is you.
6. And as I watch the drops of rain  
Weave their weary paths and die  
I know that I am like the rain  
There but for the grace of you go I.

# El Condor Pasa

English Lyric by  
PAUL SIMON

Musical Arrangement by

J. MILCHBERG AND D. ROBLES

Slowly

Tab.

Flat pick solo

tremolo

Melody

No Chord

G

I'd rath-er be a spar-row than a snail. Yes, I would, if I

Tab.

etc.

Em

could I sure-ly would, Hm. I'd

G

rath-er be a ham-mer than a nail. Yes, I would, if I on - ly

Em

could, I sure-ly would. Hm, A -

C G

way, I'd rath - er sail a - way \_\_\_\_\_ Like a swan that's here and

C

gone. A man gets tied up to the ground, He gives the

G Em

world its sad-dest sound, its sad-dest sound. \_\_\_\_\_


G

I'd rath-er be a for-est than a street. Yes, I


Em

would, if I could, \_\_\_\_\_ I sure-ly would. \_\_\_\_\_ I'd


rath-er feel the earth be-neath my feet. Yes, I would, if I on-ly




could, I sure-ly would.



G



C G



Em



# Bookends

No Capo required

Words and Music by  
PAUL SIMON

Gracefully  
No Chords

Melody

Tablature

Time it was, And what a time it was, it was

A time of in-no-cence, — A time of con-fi-dence.—

Long a - go it must be I have a pho-to-graph — Pre-serve your

3 2 4 5 / 2 4 6 / % / % / 4 2 0 2 2 0 2 0

mem - o - ries; — They're all that's left you.

4 0 0 0 0 0 4 4 0 3 2 0 4

4 1 2 1 2 1 4 4 1 8 2 1 4

H/PO

2 4 5 / 2 4 6 / % / % / 4 5 4 2 4 0

2 4 6 / 4 0 4 2 4 1 0

0 4 0 / 2 0 2 0 2 0 4 0

1 4 1 / 2 2 2 2 2 2 4 1

# Cecilia

For recorded key, Capo up 2 frets

Words and Music by  
PAUL SIMON

Moderately, not too fast but very rhythmically

A D A

Cel - ia, you're break-ing my heart, - You're

Play strum with open hand or flat pick using chords above.

D A E

shak-ing my con - fi-dence dai - ly - Oh, Ce -

D A D A

cil - ia, I'm down on my knees, - I'm

D A

1.  
E

beg-ging you please - to come home. -



2.  
E A

Ho - ho - home.

D

Mak - ing love in the aft - er - noon with Ce - cil -

A D E A

ia Up in my bed room,

D

I got up to wash my face When I

A E A

come back to bed, some-one's tak - en my place.







ISBN 0-86001-323-5



9 780860 013235

\$17.95 in U.S.A.  
Order No. PS 10206  
ISBN 0.86001.323.5

UPC



7 52187 10206 9